

# PST Retirement Newsletter

## PART-TIME, SEASONAL, AND TEMPORARY EMPLOYEES RETIREMENT PROGRAM

The enclosed statement includes an account summary covering January 1, 2019 through June 30, 2019.

### What is PST?

PST is a mandatory retirement savings program for employees hired by the State of California or the California State University (CSU) system on a part-time, seasonal, or temporary basis whose wages are not covered by Social Security or a retirement system of the state such as CalPERS. Review the PST Fact Sheet available at [savingsplusnow.com](http://savingsplusnow.com) for more information and the complete list of 'Employees Excluded from PST.'

### Where is my PST contribution invested?

Your PST contribution (7.5% of your gross wages) is deducted from your pay before taxes and invested for you in the Short Term Investment Fund-PST, a capital preservation fund.

Your employer does not contribute to your PST account or match your PST contributions. Your account balance is limited to the amount you contribute plus attributable earnings or losses.

Savings Plus does not charge participants an explicit administrative fee for PST. Instead, departments pay an administrative fee for each active PST employee. The estimated cost of investment management fees is 0.10% annually. Additionally, there is a nominal custodial/trustee fee. Fees

are netted out of the investment fund's performance.

### How do I set up my online account?

To set up your online account for the first time go to [savingsplusnow.com](http://savingsplusnow.com):

- Select *Login Help & Sign Up* in the LOGIN box in the upper right corner of the landing page
- Log in with your Social Security number (SSN), account number, and date of birth and select *Next* (this is the first and last time you will use your SSN to log in to your account)
- Create your preferred username and password (cannot be your SSN)
- Choose and answer security questions

Your account number can be found on the first page of your statement. Your online account is a secure site. With new online tools and resources, you can control and manage your account from your computer or mobile device.

### What if I become a CalPERS member?

If your employment status changes and you become a CalPERS member, your PST deduction stops and a CalPERS retirement deduction begins. Once we identify your CalPERS eligibility, we establish a 457(b) Plan account for you and transfer 100% of your PST assets approximately 75 days

after notification of eligibility or adjustment posts to your PST account. You will receive a notice confirming the transfer of your PST account balance to the Savings Plus 457(b) Plan.

When you become CalPERS eligible, you may make contributions to your 457(b) Plan or to a 401(k) Plan through payroll deductions. To start contributing, go to [savingsplusnow.com](http://savingsplusnow.com) or contact us at (855) 616-4776.

If your PST account already transferred to a 457(b) Plan, visit [savingsplusnow.com](http://savingsplusnow.com) to learn more about the 457(b) Plan and the investment options available to you.

### When may I take a withdrawal?

You are eligible for a distribution of your PST assets after you separate from all state employment. You may withdraw your full account balance 90 days after the last transaction posts to your account. If your PST account already transferred to a 457(b) Plan, visit [savingsplusnow.com](http://savingsplusnow.com) to learn more about the 457(b) Plan withdrawal guidelines.

*Because of possible tax consequences associated with retirement plan distributions, you may want to consult a tax advisor before you decide to take a withdrawal.*

## What are my payment options?

**Direct payment:** This option allows for 100% of your account balance to be made payable directly to you. Choose direct deposit—a fast, simple, and secure way to have your payment deposited automatically into your checking or savings account. Direct payments are reported as ordinary income in the year you receive them.

**Rollover:** This option allows for the rollover of funds in your PST account to an individual retirement account (IRA), 401(k), 403(b), or 457(b) Plan.

## What should I know about withdrawals?

- Direct payments are subject to a mandatory 20% federal tax withholding
- California state taxes are withheld at the rate of 10% of federal tax withholding
- Direct payments to you are reported to the IRS as ordinary income
- Direct rollover payments to qualified before-tax plans are reported as nontaxable
- Savings Plus mails your IRS Form 1099-R by January 31 of the year following your distribution

## What if I leave state service?

If you leave state service, your PST payroll deductions stop. You may request a distribution of your PST assets by downloading and completing the PST Benefit Payment Booklet in the Forms/Publications/Support section at [savingsplusnow.com](https://savingsplusnow.com). Or, contact the Savings Plus Service Center for your distribution request. After three years of no activity into or out of your account, we consider your account dormant.

After two years of inactivity and if your account balance does not exceed \$1,000, Savings Plus will distribute the balance of your account to you in a lump sum, even if you do not request a distribution.

## What if my account becomes dormant?

To comply with California state law, Savings Plus transfers dormant PST account assets if the account balance exceeds \$1,000 to the State Controller's Office (SCO) Unclaimed Property Division. To search for and to claim assets sent to the SCO, visit [sco.ca.gov](https://sco.ca.gov). Under the Public Services tab, select **Unclaimed Property**.

## How do I designate a beneficiary?

The fastest way to designate a beneficiary, or to verify your current designation, is to log in to your secure PST account and select **Beneficiaries** in the left navigation bar.

You may view your beneficiary designations anytime on the Savings Plus website or on your PST account statement. If you do not designate a beneficiary, it will indicate "No beneficiary on file."


If you do not have a beneficiary designation on file, your PST assets will be paid according to our hierarchy in the event of your death.

## What if I move?

If your mailing address changes and you are still employed with the state, notify your personnel office of your new address.


If you are no longer employed with the state, you have two ways to change your address with Savings Plus:

- Online at [savingsplusnow.com](https://savingsplusnow.com)
- Contact Savings Plus toll-free at **(855) 616-4776**




California Department of  
Human Resources  
1515 S Street  
North Building, Suite 500  
Sacramento, CA 95811

### Contact Information

 **Website**  
[savingsplusnow.com](https://savingsplusnow.com)

 **Savings Plus  
Service Center**  
(855) 616-4776  
(800) 848-0833 (TTY)  
5 a.m. - 8 p.m. PT

 **Savings Plus  
Walk-in Center**  
1810 16th Street,  
Room 108  
Sacramento, CA 95811  
8 a.m. - 5 p.m. PT  
Monday-Friday

Savings Plus representatives are Registered Representatives of Nationwide Investment Services Corporation (NISC), member FINRA. Neither Nationwide nor Savings Plus representatives offer investment, tax or legal advice. Consult your own counsel before making retirement plan decisions.

NRM-14984CA-CA.6